


Page 1 of 14	Issued on 13/01/2021.	STR No.CLW/2020/ELDO/E/STR/0005	Rev '1'
--------------	--------------------------	---------------------------------	---------

**SCHEDULE OF TECHNICAL REQUIREMENTS FOR
MANUFACTURE AND SUPPLY OF DISCHARGING RESISTOR
FOR CAPACITOR HARMONIC FILTER**




**FOR 3-PHASE ELECTRIC LOCOMOTIVES AS PER
SPECIFICATION No.CLW/ES/3/0089**

ISSUED BY

**CHITTARANJAN LOCOMOTIVE WORKS
CHITTARANJAN – 713331
WEST BENGAL**

Approved By	Signature
PCEE	 13/1/21

Recommended By	Signature
CEE/D&D	अभिजित

Prepared By SSE/Design	Checked By SEE/PP/AEE/D	Issued By Dy.CEE/D-II
		

1.0 NAME OF EQUIPMENT: Discharging Resistor to Capacitor Harmonic Filter.

2.0 APPLICATION

Used in Three Phase Electric Locomotives in Indian Railways. The equipment are to be manufactured as per relevant drawings and specifications.

3.0 SCOPE

The Schedule of Technical Requirements (STR) is issued to serve as a guide to manufactures (called the "firm" hereafter) and should be read in conjunction with the relevant drawings and specifications with latest Revisions / Alterations. The technical requirements are meant to serve as guidelines only and are not exhaustive. The firm should satisfy themselves having complied with the requirements of drawings and STR. List of relevant Drawings / Specifications is listed as **Annexure – I**.




Wherever lacking, existing BLW/CLW/RDSO approved sources must also upgrade their facilities to fulfill the requirements of this STR within a period of one year from date of issue of this STR.

4.0 TERMINOLOGY/ABBREVIATIONS:

Abbreviations	Full form/Description
ASE	Automotive Service Excellence
BS	British Standards
CLW	Chittaranjan Locomotive works.
DIN	Deutsches Institut für Normung
BLW	Banaras Locomotive Works, Varanasi
IS	Indian Standards
IEC	International Electro Technical Commission
ISO	International Standards Organization
NABL	National Accreditation Board for Testing and Calibration Laboratories
RDSO	Research Designs & Standards Organization
VDE	Verband Deutscher Elektrotechniker
IP	Ingress Protection

5.0 GENERAL REQUIREMENTS

5.1 The firm should have currently valid ISO-9000 certification issued by an approved agency of the International Accreditation Forum (IAF) with the activity desired clearly mentioned in the scope of certification.




Prepared By	Checked By	Issued By
SSE/Design 	SEE/PP/ AEE/D 	Dy.CEE//D-II 

- 5.2 A system of regular submission of rejection details of material giving rejection rate, cause of rejection, corrective action taken etc. on quarterly basis should be followed by firm.
- 5.3 The firm must have system of documentation in respect of rejection at customer end, warranty replacement and failure of item supplied by them during service.
- 5.4 The firm shall have all latest relevant Standards like IS, DIN, BS etc. pertaining to product specification.
- 5.5 The firm shall have system of recording the plant, machinery and control equipments remaining out of service, nature of repairs done etc.
- 5.6 The testing & measuring equipments shall be duly calibrated and the validity of calibration should be current and verified by physically checking the calibration certificate issued by Calibration Agency from whom it was calibrated. Calibration shall be done by NABL accredited labs whose accreditation is valid on the date of calibration.
- 5.7 Firm should have adequate trained personnel and service after sales network.
- 5.8 Whenever there is any change with respect to approved QAP, the same shall be promptly submitted to BLW/CLW/RDSO for approval.

6.0 QUALITY ASSURANCE PLAN (QAP)

The firm shall prepare a Quality Assurance Plan (QAP) before approval is sought and submit the same as part of compliance of this STR. The QAP shall be a comprehensive document covering the following aspects.



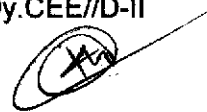
- i) Details of Quality Control Organization of the firm along with key personnel engaged in the QC function.
- ii) Qualification log sheet of the personnel manning the quality control set up.
- iii) Process flow chart indicating process of manufacture of an individual product or for a family of products for which the process is same.
- iv) Details of Sub-Vendors:
 - The name of item for which sub-vendor is approved.

Prepared By SSE/Design	Checked By SEE/PP/AEE/D	Issued By Dy.CEE/D-II
		

65

Page 4 of 14	Issued on 13/01/2021	STR No. CLW/2020/ELDO/E/STR/0005	Rev '1'
--------------	-------------------------	----------------------------------	---------

- The name of approving agency.
 - Quality manual submitted by sub-vendor to primary vendor.
 - The sub-vendor to have all the requisite infrastructure of manufacturing and testing facilities, preferably under one roof. The sub-vendor to broadly meet with all the technical requirements laid down in this STR.
 - The primary vendor is following periodical inspection schedule for sub-vendor strictly.
 - ISO Certification details of sub-vendor also.
 - The sub-vendor is also liable for assessment by BLW/CLW/RDSO.
- v) Inspection and testing plan of;
- a) Incoming Material as per format in Annexure – IV clause – 2
 - b) Process (stage inspection) as per format in Annexure – IV, Clause – 3
 - c) Product (Final inspection) as per format in Annexure – IV, clause – 5
- vi) All the formats used for recording inspection results.
- vii) System of traceability, traceability diagram linking traceability from raw material stage to internal check and finally lot offered for inspection
- viii) All internal checks to be carried out during manufacturing shall be summarized and furnished. List of documents to be maintained for these internal checks; that need to be signed by inspecting official before issue of Inspection Certificate shall also be furnished.
- ix) QAP Format:
- QAP must be submitted in the form of single document indicating name of the firm and page no. 'x' of 'y' on each page. Each page should be signed by Quality Control in-charge. The approved QAP must be a Controlled document and a quality record of ISO 9001:2000 quality control system of the firm. A certificate to this effect shall be provided along with the QAP by the firm. The QAP shall be submitted in duplicate. Details of the above aspect are described in the following paragraphs. The QAP shall be approved by CLW and shall form basis of approval process.

Prepared By SSE/Design 	Checked By SEE/PP/ AEE/D 	Issued By Dy. CEE//D-II 
--	--	---

6.1 QUALITY CONTROL ORGANISATION




- 6.1.1 The complete organizational setup of the Quality Control Key personnel and official along with their qualification and experience should be furnished.
- 6.1.2 The Quality Control Organization should be headed by a senior level official having degree in engineering who shall directly report to plant in charge.

6.2 INCOMING MATERIAL

- 6.2.1 A complete bill of material indicating all input material items required for manufacturing of the products, governing specification and their sources of supplies as approved by the firm should be furnished.
- 6.2.2 Raw material shall be procured from BLW/CLW/RDSO approved sources wherever applicable or from reputed suppliers if no BLW/CLW/RDSO source is specified. Documentary proof of purchase and test certificate of each component shall be maintained and produced.
- 6.2.3 Record of each sub-supplier clearly showing the quantity purchased and rejected as well as cases of late delivery, if any shall be kept.
- 6.2.4 Incoming raw material shall be 100% inspected by Quality Control Department of the firm for any defect and deviation. The test results of incoming raw material with references to test certificate issued by the supplier and the results of internal tests carried out by the firm for verification may be submitted as part of QAP.

6.3 PROCESS OF MANUFACTURING

- 6.3.1 Complete process flow chart covering all steps of process of manufacture for an individual product (or for a family of product if the process is same), including the process flow of outsourced activities along with its integration with main process, shall be clearly enlisted as part of QAP.
- 6.3.2 The following details of machine used for all the steps of machining operations should be included.
 - a. Make, model and commissioning date of the machine.
 - b. Accuracy.
 - c. Details of machining operations.

Prepared By SSE/Design 	Checked By SEE/PP/AEE/D 	Issued By Dy.CEE/D-II 
--	---	---

631

Page 6 of 14	Issued on 13/01/2021	STR No.CLW/2020/ELDO/E/STR/0005	Rev '1'
--------------	-------------------------	---------------------------------	---------




- 6.3.3 Machining process should be such that all critical dimensions are final. Vague language like available or will install is not acceptable.
- 6.3.4 Details of jigs and fixtures used during manufacture should be furnished along with the manufacturing process wherever used.
- 6.3.5 List of typical Machinery & Plant required for manufacture is mentioned in **Annexure – II**. The list is for general guidance only and manufacturing operation shall be submitted and got approved by the firm as a part of QAP.
- 6.3.6 In case any structural work is involved, the welders shall be qualified in accordance with AWS Structural Welding Code D.1.1 or IS 817 with radiographic test. They should have undergone refresher course from reputed agencies as per IS: 817 & IS: 7310 and proper record should be maintained.

6.4 INSPECTION AND TESTING PLAN

- 6.4.1 Testing setup should be available in the firm's own premises capable of testing the equipments as specified in the relevant technical specification.
- 6.4.2 Complete Inspection and Testing Chart covering all steps of process of manufacture for an individual product including final inspection should be clearly enlisted as part of QAP.
- 6.4.3 The following details of Testing / measuring instruments / equipments / tools / jigs / fixtures used for all the steps of measurement and testing operations should be included:

- Make and Model of the equipment
- Name of the manufacturer
- Accuracy
- Capacity or Range
- Date of Calibration
- Due date of calibration
- Agency of Calibration

Vague language like available or will install is not acceptable.

Prepared By SSE/Design 	Checked By SEE/PP/ AEE/D 	Issued By Dy.CEE//D-II 
--	--	--

6.4.4 The accuracy and capacity of the testing and measuring equipments shall be adequate to meet the requirements of the specification and drawing.

6.4.5 Stage inspection detailing inspection procedure, inspection parameters and method of testing / test procedure including sample sizes for destructive and non-destructive testing. Record of test results of stage inspection should be available and furnished.

6.4.6 List of typical Testing and measuring instruments required for manufacture is mentioned in Annexure – III. The list is for general guidance only. However, the specific Testing & measuring instruments, gauges used by the firm will also form part of QAP and shall be submitted.

6.5 FORMAT TO BE SUBMITTED WITH QAP

Format to be submitted with QAP is enclosed as Annexure – IV. Firms shall fill these formats keeping in view Para 6.0.

6.6 REQUIREMENTS FOR FOUNDRY FACILITIES

Wherever required, it is preferable if the firm has its own RDSO Class 'A' approved captive foundry. In cases where the firms do not have their RDSO Class 'A' approved captive foundry, they should fulfill the following conditions:




- Firm should use castings from RDSO Class 'A' approved foundry
- Firm should furnish undertaking from casting manufacturer showing long term commitment to supply castings to the firm.

Foundry facility is not required particular for this item.

6.7 REQUIREMENTS OF ELECTRICAL AND ELECTRONICS LAB

Wherever applicable, Firms shall have electrical and electronics labs which should have Dust free, clean and non – humid environment preferably air conditioned. The lab shall have minimum following equipments in addition to equipments mentioned at Annexure – III:

- Digital Ammeter & Voltmeter suitable for Product
- Continuity Tester
- Megger 1/2.5 KV
- Dial Gauge

Prepared By SSE/Design 	Checked By SEE/PP/AEE/D 	Issued By Dy.CEE//D-II 
--	---	--




61

Page 8 of 14	Issued on 13/01/2021	STR No.CLW/2020/ELDO/E/STR/0005	Rev '1'
--------------	-------------------------	---------------------------------	---------

- Vernier Caliper & Micrometer
- Variable Voltage Source
- Variable Current Source both AC & DC
- High Voltage Test kit – 5KV

6.8 STORAGE FACILITY

- Adequate Dust free, clean and non – humid environment for storage of raw materials and finished product separately.
- Adequate Dust free, clean and non-humid environment for product assembly area.
- Adequate Stacking / Handling tables and racks in above storage area.

Prepared By SSE/Design 	Checked By SEE/PP/ AEE/D 	Issued By Dy.CEE/D-II 
--	--	---




Page 9 of 14	Issued on 13/01/2021.	STR No.CLW/2020/ELDO/E/STR/0005	Rev '1'
--------------	--------------------------	---------------------------------	---------

ANNEXURE - I

LIST OF DRAWINGS, SPECIFICATIONS AND STANDARDS

- Specification No. CLW/ES/3/0089
- IEC-'60322', IEC 61373:For Testing.

Note: Latest revision/Alt. shall be used for above mentioned Specification/Drawing/ Standard.




Prepared By SSE/Design 	Checked By SEE/PB/AEE/D 	Issued By Dy.CEE//D-II 
--	---	--

ANNEXURE - II

LIST OF MACHINERY AND PLANT:-

Sl. No.	Name of Machinery & Plant	Capacity / Rating	Essential/ Optional Facility	Remarks
1.	Power Saw Machine	Saw blade dia. 250 mm	Essential	
2.	Polishing Machine	Bench Type	Essential	
3.	Grinding Machine	Portable/Angular/Surface	Essential	
4.	Drilling Machine	Upto 12.5mm	Essential	
5.	Crimping Tools	For upto 4 sq.mm cable	Essential	
6.	Suitable Jig & Fixtures	Standard	Essential	
7.	Brazing Machine	Standard	Essential	
8.	Bench Vice	8" & 12"	Essential	
9.	Resistor Element winding and forming arrangement	Non Inductive Type	Optional	
10.	Shearing Machine	To cut upto 03mm thick S.S. Plate	Optional	
11.	Sheet Bending Machine	For bending upto 5mm thick SS Plate	Optional	
12.	Vacuum Impregnation plant	10 Ltrs. capacity	Optional	

** Optional activity means the facility is actually essential but can be out sourced from BLW/CLW/RDSO approved vendors or ISO certified firm and documentary evidence of same should be produced.




Prepared By	Checked By	Issued By
SSE/Design 	SEE/PP/AEE/D 	Dy.CEE//D-II 

ANNEXURE – III

LIST OF MEASURING AND TESTING EQUIPMENTS

Sl. No.	Name of Measuring & Testing	Capacity / Rating	Essential/ Optional Facility	Remarks
1.	Di-electric Set	0 to 10KV(min)	Essential	
2.	Ammeter	0-500 Ams Min	Essential	
3.	Voit Meter	0-10K Volts	Essential	
4.	Megger	2500V	Essential	
5.	Digital Clamp meter	0 to 1000A AC/DC (min)	Essential	
6.	LCR Bridge	Suitable	Essential	
7.	Digital Micro Ohm meter	0 to 50 ohm (min)	Essential	
8.	Mercury Thermometer	-10 to 110 deg C	Essential	
9.	Humidity Chamber	Minimum 20-30 deg C and 95% RH	Essential	
10.	Current Injection set with Controller i.e. Variac	Upto1200Amps and capacity above 80KW	Essential	
11.	Steel Scale & Steel Tape	0 to 600mm(min)	Essential	
12.	Digital Indicating Micro-meter	0-25 mm(LC-0.001mm)	Essential	
13.	Vernier	0-300mm	Essential	
14.	Screw Gauge	Standard Capacity	Essential	
15.	Stop Watch	Dial 2" dia(min)	Essential	
16.	Weighing Machine	10 Kg(min)	Essential	
17.	Data loggers with PC interface for monitoring & recording of Voltage, Temperature, Current and time	Temperature Range upto 500 deg C with minimum 5 nos of probes	Optional	
18.	Vibration & Shock testing machine	1 to 50 Hz in three direction to conform test parameters in accordance to IEC 61373	Optional	
19.	Pulse Generator & time dependent relay logic	To achieve duty cycle as per specification.	Optional	
20.	Testing Software for simulating working condition with duty cycle and endurance test.	As per requirement of Spec and IEC60322	Optional	
21.	Short Circuit test arrangement	As per IEC60322	Optional	

**Optional activity means the facility is actually essential but may be carried out only from NABL accredited lab or any other Govt. of India authorized laboratory and documentary evidence of same should be produced.

Prepared By SSE/Design 	Checked By SEE/PP/AEE/D 	Issued By Dy.CEE//D-II 
--	---	--

ANNEXURE - IV

FORMATS TO BE SUBMITTED WITH QAP**1. Organization specific to the product**

Description	Name of person with contact no.	Qualification	Experience	
			Field	Year
(a)	(b)	(c)	(d)	(f)
Design in – charge				
Production in – charge				
Quality Inspection in–charge				

2. Incoming Material Control

Subject/ Product/ Process	Sample size & its frequency of Inspection	Parameter for inspection	Mode of Inspection / Equipments used	Acceptance Limit/criteria/specified value as per Drg/Spec.
(a)	(b)	(c)	(d)	(e)




Document Reference	Record Format No.	Action in case of rejection
(f)	(g)	(h)

3. Process Control**(i) Proposed M&P**

Sl. No.	Process/ Activity	Work Instruction Ref.	Machine Details					In– house / Out source
			Lead parameter	Make	Model	Comm. Dt.	Accuracy	
(a)	(b)	(c)	(d)	(e)	(f)	(g)	(h)	(i)

(ii) Proposed Jig & Fixture

Sl. No.	Process/ Activity	Work Ref.	Instruction	Jig & Fixture Drg. Ref	In-house/ outsource
(a)	(b)	(c)	(c)	(d)	(e)

Prepared By	Checked By	Issued By
SSE/Design 	SEE/PP/AEE/D 	Dy.CEE//D-II 

4. Stage Inspection / Test Plan

Subject/ Process	Product/	Instrument/ Jig & Fixture test bench used	Inspection Stage	Parameter for inspection	Sample size & its frequency of Inspection	Document Reference
(a)	(b)	(c)	(d)	(e)	(f)	(g)

Acceptance Limit/criteria/specified value as per Drg./Spec.	Inspection Agency	Record Format No.	Action in case of rejection
(g)	(h)	(i)	(j)

5. Product Control

Subject/ Process	Product/	Instrument/ Jig & Fixture test bench used	Parameter for inspection	Sample size & its frequency of Inspection	Document Reference	Acceptance Limit/criteria/specified value as per Drg./Spec.
(a)	(b)	(c)	(d)	(e)	(f)	(g)

Inspection Agency	Record Format No.	Action in case of rejection
(g)	(h)	(i)

6. Calibration Plan




Part I (A): In-house Testing facilities available for calibration with the firm

SN	Name of Master	Make	Range	Frequency of calibration	Traceability to national standard

Part I (B) : Personnel trained for in-house calibration

SN	Name	Qualification	Experience

Part-II: Details of Equipment's & Calibration Plan:

Prepared By SSE/Design 	Checked By SEE/PP/AEE/D 	Issued By Dy.CEE//D-II 
--	---	--

55

Page 14 of 14	Issued on 13/01/2021.	STR No. CLW/2020/ELDO/E/STR/0005	Rev '1'
---------------	--------------------------	----------------------------------	---------

Instrument Description	Serial No.	Make	Model	Year of procurement	Capacity / Range	Accuracy	Periodicity of Calibration
(a)	(b)	(c)	(d)	(e)	(f)	(g)	(h)

Calibration Agency	Record Format No.
(i)	(j)

7. Details of Sub-Assembly /Components /Raw material manufactured in-house and out sourced;



Part-I: Details of in-house manufactured components:

SN	Item name	Drawing No.

Part-II: Approved Sources for Raw Materials / Sub-Assembly/Consumables

Sub-Assembly/Raw Material / Consumable	Specification /Drawing No./ Standard	Source with Address	Whether Source is controlled by BLW/ CLW/ RDSO/ Others	Frequency of review of the performance of sublet source
(a)	(b)	(c)	(d)	(e)

Note:- For Firm's guidance, firm may follow the detailed QAP format as given below:
[clw.ggn.rcil.gov.in → Vendor approval → Instructions for vendor approval
→ QAP Format]

Prepared By	Checked By	Issued By
SSE/Design 	SEE/PP/AEE/D 	Dy.CEE/D-II 